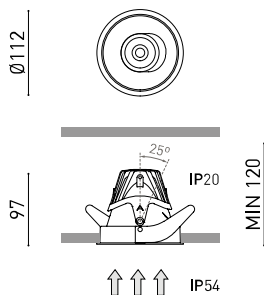




Dimensions



Accessories



DRIVER OPTIONS



HIGH CHROMATIC LED

PRODUCT

BUDDY L TILT SPOT 2700K N

A5690010N

Matt black

9005

CEILING RECESSED

LIGHT SOURCE

LED

1500 / 2010 lm

2700 K

MacAdam Step 2

CRI>90

8,1 / 11,5 W

185 / 173 lm/W

L80B10 >66.000h

LIGHTING FIXTURE | PHOTOMETRIC DATA

67%

32°

LIGHTING FIXTURE | ELECTRICAL DATA

Excluded

No Dim / DALI / Casambi / Phase Cut

II

OTHER DATA

IP54

Please Consult

Ø105 mm

355°

25°

320 g

441 g

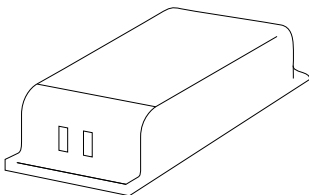
190 x 142 x 114 mm













1

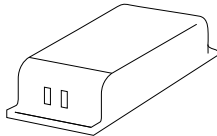
Aluminium / Polycarbonate / Polymethyl Methacrylate



The sophistication of recessed lighting. Buddy is here to maximise the luminous performance of the classic recessed luminaire. It emerges with a solid and purposeful design, greater energy savings and excellent visual comfort. The product family comes in several versions with four opening angles -flood, medium, spot and super spot-. The dim to warm technology enables Buddy to facilitate comfort to the space by dimming the intensity and colour temperature. Furthermore, with the tunable White feature it can be controlled independently. Its four versions per position demonstrate its versatility: recessed, trimless, tilt and the tilt trimless version, which maintains its light output at all opening angles.



DRIVER OPTIONS			P	I	CCT	Flux
BUDDY L 1	 NO DIM	0433-01-37	8,1W	250mA	2700K	1500lm
					3000K	1560lm
					3500K	1600lm
					4000K	1600lm
BUDDY L 2	 NO DIM	0433-00-21	11,5W	350mA	2700K	2010lm
	 DALI	0433-01-40			3000K	2090lm
	 CASAMBI	0433-01-43			3500K	2120lm
	 PHASE CUT	0433-01-39			4000K	2120lm
BUDDY L Super Spot	 NO DIM	0433-01-38	11,6W	650mA	2700K	1430lm
	 DALI	0433-01-41			3000K	1510lm
	 CASAMBI	0434-01-98			3500K	1570lm
					4000K	1610lm
BUDDY L Tunable White	 DALI	0433-01-42	11,6W	350mA	1800-4000K	1270lm
					2700-5000K	1630lm
BUDDY L Dim to Warm	 DALI	0433-01-40	11,6W	350mA	1800-3000K	1280lm
	 CASAMBI	0433-01-43				
	 PHASE CUT	0433-01-39				
220 240 V~			48V Please Consult			



DRIVER









0433-01-39	DRIVER LED 18W PH.CUT CONFIG.350mA
------------	------------------------------------

PHASE CUT DIMMERS TESTED FOR COMPATIBILITY:

Brand / Manufacturer	Model number	Dimming Type
Busch	2247U	Leading edge
Busch	6523 U	Leading edge
Legrand	Cat 400T	Trailing edge
Legrand	6708300%	Trailing edge
Legrand	77006200%	Trailing edge
NIKO	310-01900	Trailing edge
NIKO	310-02700	Trailing edge
NIKO	310-02800	Trailing edge
OSRAM	MCU Te250	Trailing edge
Siemens	5TC8 284	Trailing edge
Diginet	MEDM/LED Smart phase (DGLCDM400)	Trailing edge
Clipsal	32ELED	Trailing edge
Hager B&R	WBMD400LED	Trailing edge
V-PRO	250W MAX. GLS	Trailing edge
SG	LEDDIM 400	Trailing edge
ELKO	316 GLED	Leading edge
Hamilton	LEDIT-B100	Trailing edge
VLTIMATE	GU6012L	Trailing edge
SHUTTLE	SDIM-T-LED500W	Leading edge
RADIANT	LEDDIMO4-500W	Trailing edge
GIRA	238500%	Trailing /Leading edge
JUNG	122400%	Trailing /Leading edge

THE PARTICULAR CONDITIONS OF EACH INSTALLATION AND THE SPECIFICATIONS AND CONDITIONS OF USE OF EACH REGULATOR, MAY DIFFER FROM THOSE CONSIDERED IN THE COMPATIBILITY TESTING, AND AFFECT ITS PERFORMANCE IN SAID INSTALLATION.

FOR MORE INFO, PLEASE CONSULT

Vivid Model Colour Temperature	2700K	3000K	3500K	4000K	Light Pink
 Reading			•	•	
 Fruits & Vegetables		•	•		
 Bakery	•				
 Retail		•	•		
 Cosmetics			•	•	
 Meat					•
 Fish				•	
 Seafood				•	•

High Chromatic LED

For commercial product showcasing.

Arkoslight offers, in some of its products, the possibility to incorporate a special LED designed to enhance the visual presentation of goods and products for commercial purposes.

This high-chromaticity LED is selected to highlight tones that encourage a positive psychological perception of the illuminated object.

The light source provides a more attractive and intense colour palette than a conventional LED. This is achieved through a specific LED configuration under a "special saturation parameter," allowing colours and textures to appear more vivid within the visible spectrum.

The diode and its phosphor coating are carefully selected for each application.



Fuente de luz (LED) reemplazable por un profesional autorizado

Replaceable (LED only) light source by an authorized professional.

Source lumineuse (LED) remplaçable par un professionnel agréé

Sorgente luminosa (LED) sostituibile da parte di un professionista autorizzato

Austauschbare (LED) Lichtquelle durch einen autorisierten Fachmann



Equipo de control reemplazable por un profesional autorizado

Replaceable control gear by an authorized professional

Dispositif de commande remplaçable par un professionnel agréé

Alimentatore sostituibile da parte di un professionista autorizzato

Auswechselbares Betriebsgerät durch autorisierten Fachmann

Instrucciones para el final de vida y la eliminación de los componentes:

Instructions on end-of-life and component disposal:

Instructions pour la gestion des composants en fin de vie et leur mise au rebut :

Istruzioni per il fine vita e lo smaltimento dei componenti:

Anweisungen zur entsorgung der Leuchtenkomponenten:



Interrumpir la alimentación del aparato
Cut the power supply to the luminaire
Couper l'alimentation du luminaire
Interrompere l'alimentazione dell'apparecchio
Stromversorgung der Leuchte unterbrechen



Quitar la(s) fuente(s) de luz para el desecho
Remove light source(s) for disposal
Retirer la (les) source(s) lumineuse(s) pour l'élimination
Rimuovere la/le sorgente/e di luce per lo smaltimento
Lichtquelle(n) zur Entsorgung entfernen



Quitar la batería para el desecho
Remove the battery for decommissioning
Retirer la batterie pour sa mise au rebut
Rimuovere la batteria per la dismissione
Die Batterie ordnungsgemäß entsorgen



Quitar el equipo de control para el desecho
Remove control gear for disposal
Retirer le dispositif de commande pour l'élimination
Rimuovere l'alimentatore per lo smaltimento
Betriebsgerät zur Entsorgung ausbauen

Enviar los materiales a un centro de recogida RAEE
Send the materials to a WEEE collection centre
Envoyer les matériaux dans une déchetterie DEEE
Inviare i materiali ad un centro di raccolta RAEE
Die Materialien in einem WEEE-Zentrum entsorgen

